GRENADE LAUNCHER SYSTEMS

UMAY - GL76

- Nero GL76 Grenade Launchers are use as a self-defence/obscurant device designed to be externally mounted to the vehicle, controlled and fired from within the vehicle cockpit.
- GL76, grenade launcher system can be mounted externally to the main vehicle.
- The 76mm variant fires smoke grenades or fragmentation grenades, depending on the type loaded
- The Smoke grenade launcher provides an effective smoke screen camouflage action on a battlefield with a range of up to 45 ± 5 meters, depending on environmental conditions.
- Durable to corrosion with the options of material
- Can-Bus communication infrastructure compatible

FEATURES

- Smoke Grenades or Fragmentation Grenades, depending on type used
- High speed response and varies according to ammunition
- 10 years shelf life
- Weight: 2.8 kg ± 0.5 kg
- Inside Diameter: 77 ±1 mm
- Outside Diameter: 104 ± 2 mm
- Length : 235 ± 5 mm
- Depth: 160 ± 10 mm
- Coating: Zinc-Nickel
- Power supply: 28 VDC nominal (16-32)
- Power consumption: 120 mA ± 20 mA @28 VDC nominal
- Power consumption: 6 A ± 2 A @28 VDC firing mode
- Electrical resistance: 1-3.5 ohm
- Electrical Connctor: MS3474W10-6P
- CANBUS (J1939) option
- MTBF Minimum 250,000 hours
- Durable to corrosion
- Humidity: %95
- Vibration and Shock resistance
- Salt sprey test resistance 800 hours
- MIL-STD-461G, MIL-STD-810G, MIL-STD-1275E
- IPC-A-610G Class 3 Produced PCB
- UL, CE GOST-R Certification



Output Pin Diagram

Connector 24WDC	MS3474W10-6P
Power	A
GND	B
Detector COMM	C

COLOR CODE

RAL3000	FS 33245
RAL6014	RAL 9005

CERTIFICATIONS

MIL-C-38999	Military Connector
MIL-DTL-27500	Specially Protected and Unshielded Cables
MIL-STD-461E	Military Electromagnetic Compatibility
MIL-STD-810G	Military Environmental Conditions
MIL-STD-1275E	28 VDC Countermeasures
STANAG 4135AC	AC Current Characteristics

STANDARDS

ISO 9001 2015	Military Connector
ISO 14001 2008	Specially Protected and Unshielded Cables
ISO 27001 2013	Military Electromagnetic Compatibility

Nero Umay Grenade System catalog is for informational purposes only. Nero Industry has the right to change the information.
For current information please contact us info@neroindustry.com

GRENADE LAUNCHER SYSTEMS

UMAY - GL76
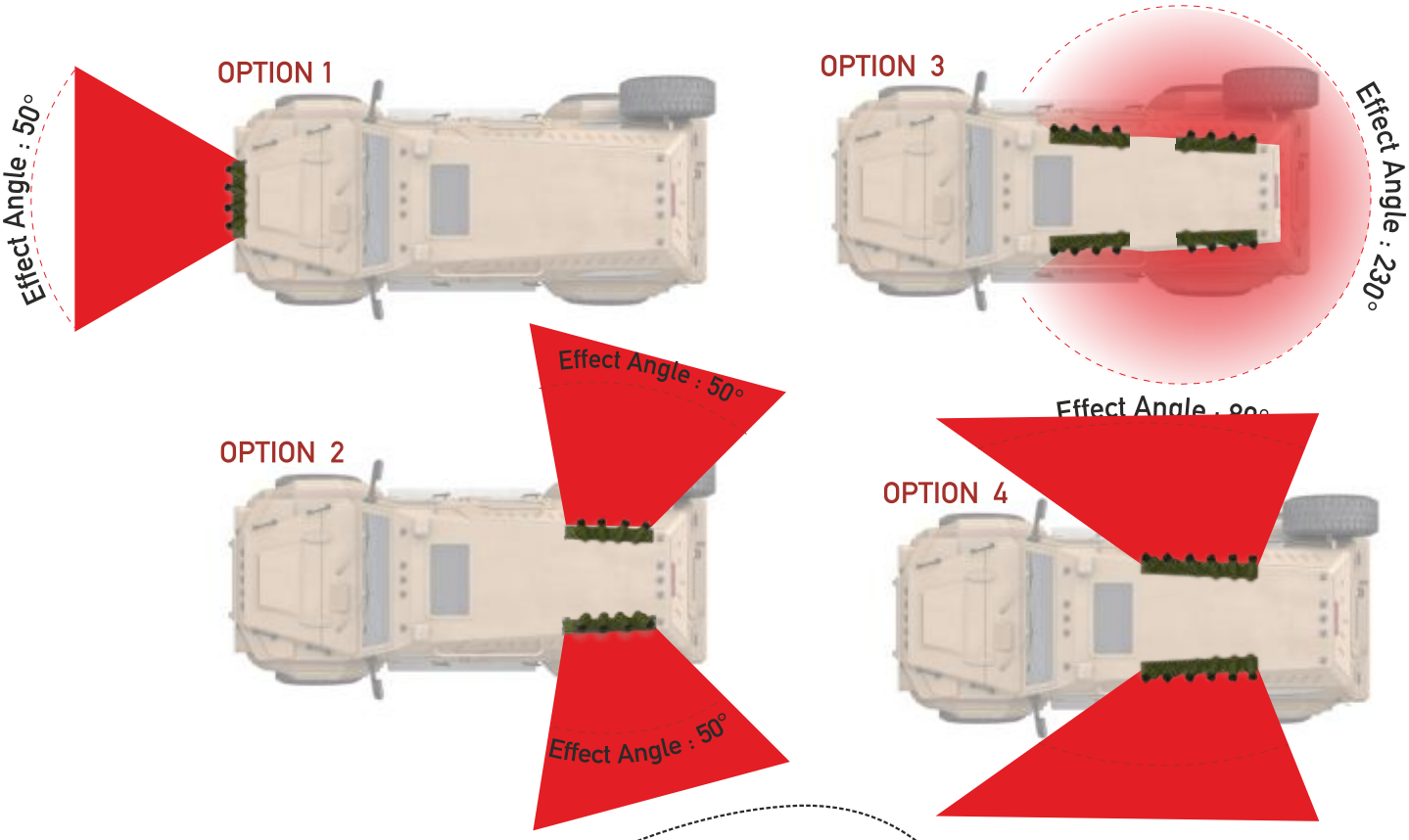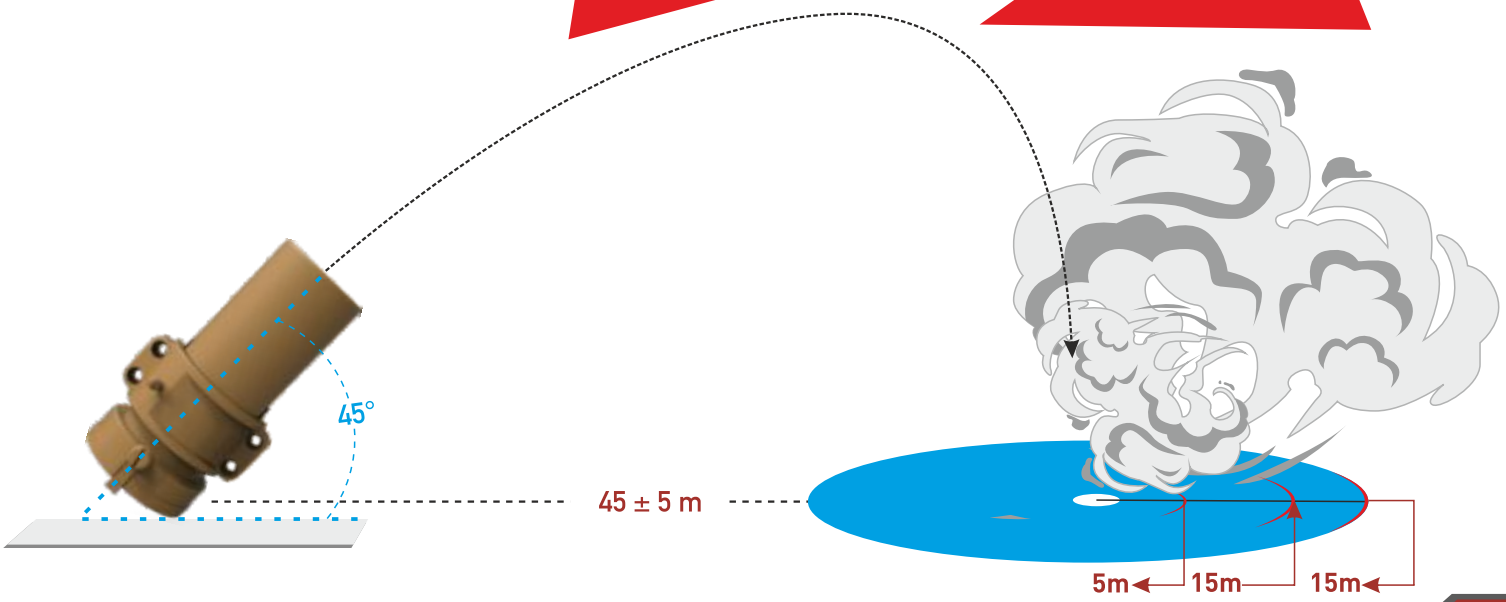
Grenade launcher can be positioned on the vehicle with different options depending on the number of launchers and customer demand. Standard positioning options and effect angles are simulated in the following figures. The payload has to generate a smoke screen in a field of 50 -230 degrees opening at a distance of 45 ± 5 m from the vehicle to a depth of 10-30 m and a height of 6-20 m . These values are determined particularly by the placement of the launch tubes. Usually launchers are mounted on either side of the turret or multiple launchers are mounted on the remote weapon system. For vehicles which are void of a gun turret, launchers are positioned on all sides of the vehicle`s roof, based on the free space, and allow a 360 degrees coverage. This configuration is most suitable for small caliber launchers (4 tubes) and usually consists of 4 up to 16 launchers.